




INSTALLING  
RELIABILITY



[www.ndsatcom.com](http://www.ndsatcom.com)

# HIGH POWER AMPLIFIER

## 750 W DBS-BAND OUTDOOR HPA 4717BU WITH BUILT-IN BUC

ND SATCOM has been a supplier to the SatCom industry for over three decades and has an excellent reputation for consistently developing high-end satellite communications products at competitive prices for customers in more than 130 countries worldwide. Our team of dedicated engineers works closely with customers around the world to develop, tailor and adapt our product portfolio to deliver innovative broadcast and network solutions that fit evolving market requirements with superior reliability and quality.

As a system integrator for global broadcasters and armed forces, we design both indoor and outdoor HPAs whose modular design is compact, reliable, service-friendly and powerful. Our products are designed to adapt to your operational needs, providing highly secure, customised solutions that have established us as a trusted and reliable partner in satellite communications.

### OPTIONS

- Integrated Linearizer
- Waveguide Switching System
- Water cooling
- Remote Controller E200 or M&C System

### BENEFITS

- **User Interface**  
Intuitive WebUI with amplifier and system level control functions, exportable log and measurement data files
- **Unrivalled and improved RF performance**
- **High quality BUC from WORK Microwave**
- **Efficient and reliable**  
Extremely efficient power supply saves power cost, increases MTBF and significantly reduces fan noise
- **Safe and durable**  
High voltage section is potted and all other electrical components are coated to protect against humidity and dust
- **Compact**  
Light weight and small dimensions  
Perfect fit for SKYRAY antenna
- **Easy to maintain**  
All RF parameters can be monitored and controlled directly or remotely
- **Made in Germany**  
EUR1 certificate/no ITAR restrictions
- **Downward compatible to HPA 2717BU/BUL**

## TECHNICAL SPECIFICATIONS – HPA 4717BU

### RF SPECIFICATIONS

Frequency Range	17.30 – 18.40 GHz (extended DBS-Band)	
Flange Power	>650 W, >58.1 dBm	
IF Frequency	950 – 2,050 MHz, LO 16.35 GHz, single up-conversion, non-inverting, internal reference	
TWT Power	750 W Tube	
Gain at Rated Power	>65 dB	
Small Signal Gain (10 dB OBO)	>72 dB	
Gain Adjust	>0 – 20 dB, min. step size 0.1 dB	
Gain Stability	<±0.25 dB/°C/24 hrs after 30 min warm-up	
Gain Slope	<0.02 dB/MHz	
Gain Variation	<1.0 dB/in any 80 MHz, <2.5 dB/in any 500 MHz, <4.5 dB/full band	
VSWR	<1.3:1 Input, <1.2:1 Output (waveguide)	
Group Delay (in any 40 MHz)	<0.01 ns/MHz linear, <0.005 ns/MHz <sup>2</sup> parabolic, <0.5 ns ripple	
Intermodulation (two equal carriers at total output power)	<b>Without Linearizer 4717BU</b>	<b>With Linearizer 4717BUL</b>
	<-22 dBc at 6 dB below rated power <-24 dBc at 7 dB below rated power	<-30 dBc at 4 dB below rated power (meets ASTRA access agreement 6.4.2 for FSS Band with rated power -2 dB)
AM/PM Conversion	<2.5°/dB at 7 dB below rated power <6°/dB at rated output power	<2.5°/dB at 4 dB below rated power
Noise Figure	<15 dB	
Phase Noise	Meets IESS 308/309	
Noise and Spurious Emissions	<-65 dBW/4 kHz (inband)	
	<-120 dBW/4 kHz (10.7 – 12.7 GHz)	
Harmonic Output Suppression	<-80 dBc at rated output	

### PHYSICAL


Input RF Connector	N-Jack Input/N-Jack Testport
Output RF Connector	WR 62 Waveguide Output, grooved, UNC 6/32
Dimensions (L x W x H)	649 x 294 x 233 mm
Weight	<36 kg/79 lbs
Cooling	Forced air min. 200 m <sup>3</sup> /h



REMOTE CONTROLLER E200

### MONITOR & CONTROL

Serial Remote Interface	PT 851-00R12-10S50 RS232/RS422/RS485
Network Interface	RJ45, 10/100 Ethernet, IPv4 for WebUI and M&C
Alarm/Mute Interface	PT 851-00R12-10S50
Automatic Level Control	Control range and activation of gain adjustment configurable via M&C/WebUI

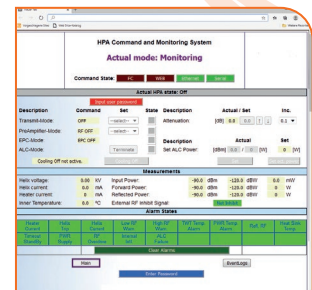


### ELECTRICAL SPECIFICATIONS

AC Power	190 – 240 V AC/50 – 60 Hz, single phase
Power Factor	>95 %
Power Consumption	<2,350 W
Inrush Current	<110 %
CE Directive	73/23/EEC, 92/31/EEC, 89/336/EEC and 1999/5/EC

### ENVIRONMENTAL SPECIFICATIONS

Temperature Range (operational)	-40 °C to +50 °C
Humidity	<95 %, condensing at 40 °C
Shock and Vibration	For normal commercial transport
Noise Level (cooling fan)	<65 dBA measured in 1 m distance



#### HEADQUARTERS

ND SatCom GmbH  
Graf-von-Soden-Strasse  
88090 Immenstaad  
Germany  
PHONE: +49 7545 939 0  
FAX: +49 7545 939 8780  
E-Mail: info@ndsatcom.com

#### CHINA

ND SatCom (Beijing) Co. Ltd.  
PHONE: +86 10 6590 6869/6878

#### MIDDLE EAST

ND SatCom FZE  
PHONE: +971 4886 5012

#### WEST AFRICA

ND SatCom Senegal  
PHONE: +221 77 569 8017